



Coagulation Analyzer MC100

Whole blood sample, internal centrifuge, plasma reaction

POCT coagulation test



Lower interference



Visualization results



Compact and portable



Multiple methodologies



> Fast, Simple & Accurate

Stay ahead of coagulation challenges with MC100's advanced analytics.

Microfluidic discs



Whole blood sampling



Internal centrifuge & printer



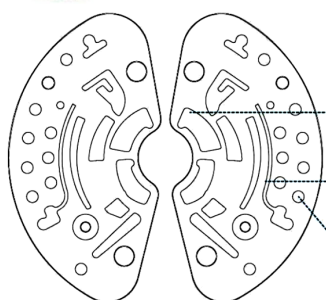
Rapid test speed: 10-15min



Easy connection: WIFI & RS-232 to LIS



Portable: only 3kg



Sample well: Whole blood & plasma

Centrifugal area: Whole blood can be centrifuged

Reagent well: Pre-packaged lyophilized reagent inside



Specifications

Test Items	PT,APTT,FIB,DD,AT,FDP,ACT,Anti-Xa, ect
Sample type	Whole blood, plasma
Available panel	Coagulation 4 Test Panel, Coagulation 5 Test panel
Reagent type	Lyophilized reagent
Sample type	180µL
Test time	≤12min
Code identification	Automatic identification of QR code for reagent disc
Printer	Built-in thermal printer, also available to external printer (with wireless printer drive)
Operating system	Android 5-inch (Version 5.1), distinguishability 720x1280, support LIS/HIS system
Size	270mm*181mm*155mm
weight	≤3kg

Operation Process



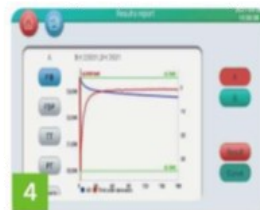
Place disc onto analyser



Add sample and dilution



Click "start"



Output results

EXTRAordinary Service

It's that little **"EXTRA"** that makes us the **BEST!**



Chemistry Analyzer

MS100

Unleash the potential of portable testing: MS100, the game-changer in POCT chemistry.

Centrifugal microfluidic biochemical POCT test platform



Free choice of multiple lyophilized discs, application of personalised medicine



Instrument miniaturization, lyophilised reagent pre-packaged design



Fast accurate, and portable



Microfluidic discs



Whole blood sampling



Internal centrifuge & printer



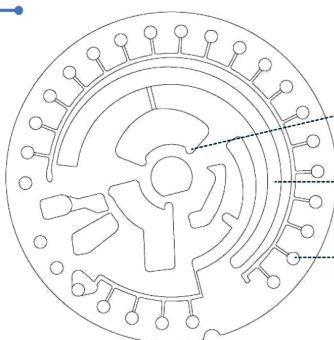
Rapid test speed: 10-15min



Easy connection: WIFI & RS-232 to LIS



Portable: only 3kg



Sample well: Whole blood & plasma

Centrifugal area: Whole blood can be centrifuged

Reagent well: Pre-packaged lyophilized reagent inside

Test Items

Liver Function	TP ALB GLO* ALB/GLO* ALT AST GGT ALP TBIL DBIL IBIL*
Glucose and Lipid	TG CHOL HDL-C LDL-C* GLU GSP*
Renal Function	ALB CRE UREA AU Ca ²⁺ PHOS CO ²
Electrolyte 7	K* Ca ² Na ² Cl ⁻ CO ² Mg ²⁺ PHO CO ²
General Chemistry 8	GLU AMY CRE UREA K ⁺ Na ⁺ Cl ⁻ CO ²
General Chemistry 9	TP ALB TBIL CRE URE GGT AST ALT GLU
General Chemistry 13 I	TP ALB GLO* ALB/GLO* ALT AST TBIL DBIL IBIL* TG CHOL HDL-C* GLU CRE UREA UA
General Chemistry 13 II	TP ALB ALT AST TBIL DBIL UA UREA CRE GLU TG CHOL DHL-C
General Chemistry 15	TP ALB GLO* ALB/GLO* ALT AST GGT ALP TBIL DBIL IBIL* TG CHOL HDL-C LDL-C* GLU CRE UREA UA
Emergency Room 13	AST CK CK-MB LDH α-HBDH GLU AMY CRE UA K ⁺ Na ⁺ Cl ⁻ CO ²
Liver and Renal Function	TP ALB GLO* ALB/GLO* ALT AST GGT TBIL GLU CRE UREA
Myocardial Enzyme	AST CK CK-MB LDH αHBDH

Operation Process



Place disc onto analyser



Add sample and dilution



Click "start"



Output results

EXTRAordinary Service

It's that little **"EXTRA"** that makes us the **BEST!**



Automatic Coagulation Analyzer MC500

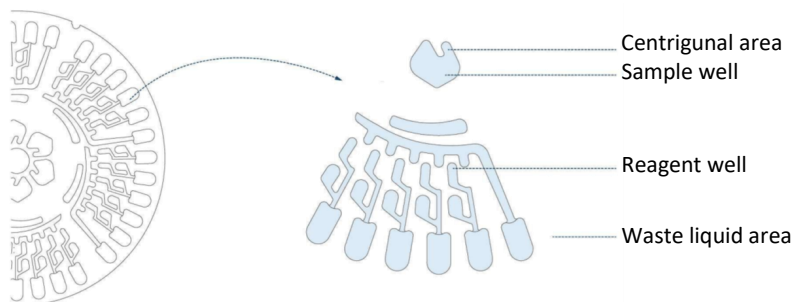
Revolutionize your coagulation testing with MC500 analyser's precision and speed!

- Whole blood sampling
- Ready to use liquid reagent
- Internal centrifuge
- Plasma reaction



Microfluidic discs

- Whole blood sampling
- Quantitative distribution
- Rapid mixing
- Accurate response
- Flexible combination of test items



Operation Process


Test principle	Coagulation method; Immunoturbidimetric
Test items	PT,TT,APTT,FIB,D-Dimer, FDP, ACT, Anti-Xa, ect
Sample type	Peripheral venous blood, plasma
Sample area	12
Test channel	12/30/36
Test speed	≥180T/H
Reagent storage	2~8C
Reaction temperature	37±1C
Operation system	Android system
Size	490mm(L)x440mm(W)x590mm(H)
connection	External printer, LIS system



Technical Specifications



Add sample



Put disc in



Select items



Output results

NAH, am not worried about cloud security, my stored data is so disorganised they'd never be able to find anything!



EXTRAordinary Service

It's that little **"EXTRA"** that makes us the **BEST!**

NEW

NEO Sample Management

The new neo sample management system is designed to guarantee full traceability of samples, maintain sample integrity and comprehensively track your sample in addition to optimizing freezer space. It allows you to promptly track and retrieve your sample and reduce turnaround time.

The Neo manages the complete lifecycle of your sample from primary tube reception to the final analysis of the resulting aliquots. Now your lab will have available staff to focus on other important aspects of the lab while the Neo focuses on the management of your samples

Goodbye lost or
mishandled samples

FEATURES & BENEFITS

- A high throughput of 180 samples per hour
- Easy to use software with complete security
- Full sample traceability (to meet audit requirements)
- Complete monitoring of the freezer or refrigerator phase
- Maintain sample integrity
- Ability to share and centralise data
- Intelligent aliquoting, eliminating human error and saving staff time
- Reduce costs with minimal hands on time
- Improves refrigerator/Freezer storage space (micro plates reduce space required by 4 to 6 fold)



Carbapenem Resistant Enterobacteriaceae Test Kit (LFA)

Curbing Bacterial Resistance
Guarding the Last-ditch

Precise Typing

One card identifies
5 Carbapenemase
typing.

Simple & Fast

15 minutes to read
results.

Medication Guide

Prescribe quickly
and accurately at
the early stage of
infection.



Carbapenem Resistant Enterobacteriaceae Test Kit (LFA)

Five-in-one: Comprehensive, Precision, Fast

Carbapenems are atypical β -lactam antibiotics with the broadest antibacterial spectrum and the strongest antibacterial activity, and are one of the most important antibacterial drugs for the treatment of serious bacterial infections. This product is used for the in vitro qualitative detection of KPC, NDM, OXA-48, IMP and VIM type carbapenemases in bacterial samples obtained after culture, for the rapid identification of the presence of one or more of the five carbapenemases in bacterial samples and for the identification of patients' resistance to carbapenem antibiotics.

Customer Feedback

As part of our commitment to ISO9001:2008 we are continuously monitoring feedback from our customers. We are also continually striving to better our **EXTRA**ordinary Service philosophy.

Should you have any comments, please send them to:

Greg Duncan-Trail

Tel: 011 777 7605

Email: greg@daviesdiag.co.za

Ishmael Leshoeli

Tel: 011 777 7602

Email: ishmael@daviesdiag.co.za

Donna Pillay

Tel: 011 777 7623

Email: donna@daviesdiag.co.za

SYMPTOMS OF CHOLERA



Vomiting



Low Blood Pressure



Rapid Weight Loss



Increased Thirst



Loss of Skin Elasticity



Diarrhea

EXTRAordinary Service

It's that little **"EXTRA"** that makes us the **BEST!**